

Regional differences in 5-year net survivals of selected cancers in Poland*

Based on data from CONCORD 3 study



Anna Zielińska¹, Aleksandra Gliniewicz¹, Dorota Dudek – Godeau¹, Katarzyna Kwiatkowska¹, Ryszard Mężyk², Magdalena Bielska - Lasota¹

¹ National Institute of Public Health – National Institute of Hygiene, Warsaw
² Holy Cross Cancer Center, Kielce

1. Background & Introduction

In CONCORD 3 study 5-year net survival rates for whole Poland, including its 16 provinces, were published for the first time. The objective of our study was to analyse differences in survival in all 16 provinces of Poland for invasive cancers: colon (C18-C19), rectum (C20-21), breast (C50), in 2000 – 2014 and most recently in 2010-2014.

2. Material & Methods

The 5-year survival rates were extracted from the world-wide CONCORD 3 study results, based on data from Polish national and regional cancer registries.

3. Results

Obtained results are shown in the figures (1-3) and in the table 1. Breast cancer survival in Poland in 2010-14 was 76.6%. Despite the low diversity in survival, higher rates than for Poland (in general) were in three provinces: Mazowieckie, Zachodniopomorskie, Dolnośląskie. In 2000-14 the 5-year net survival improvement was in all provinces but the greater change was in Łódzkie province. Survival rates in colon cancer for Poland was 52.9%. Despite the low differentiation between provinces survival higher than for whole Poland were in Pomorskie, Lubuskie and Podkarpackie. In all Polish provinces were improvements in survival. The largest change was in Lubuskie. In 2010-14 survival rate for rectal cancer in Poland was 48.4%, but in several provinces it was higher: Mazowieckie, Podlaskie, Zachodniopomorskie. Survival rate for rectal cancer increased in 2000-14 in all provinces but the largest improvement was in Podlaskie province.

Figure.1. Differentiation and changes in the 5-year survival rate of patients diagnosed with colon cancer in Poland in 2000-2014

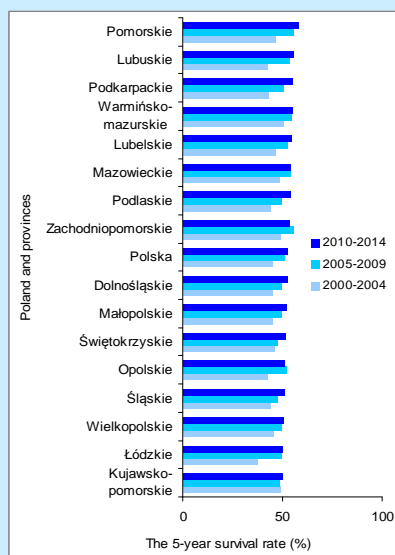


Figure.2. Differentiation and changes in the 5-year survival rate of patients diagnosed with rectum cancer in Poland in 2000-2014

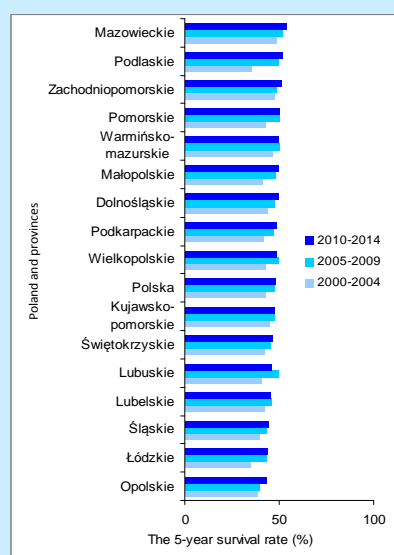


Figure.3. Differentiation and changes in the 5-year survival rate of patients diagnosed with breast cancer in Poland in 2000-2014

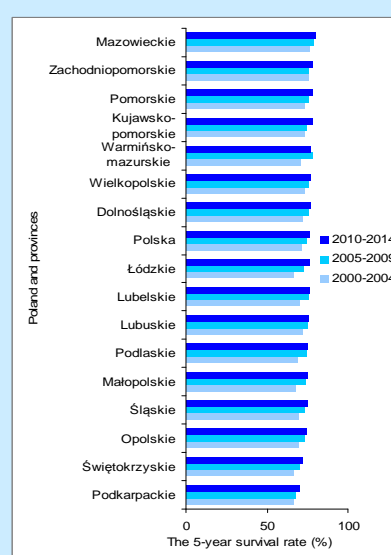


Table 1. The 5-year survival rate of patients diagnosed in 2000 - 2014 for colon, rectum, and breast cancers (women) and changes of survival rate in Poland in 2000 - 2014

Poland and provinces	Colon (C18-C19)				Rectum (C20 - C21)				Breast (C50)			
	Number of cases	The 5-year survival rate (%)		Absolut difference (pkt%)	Nuber of cases	The 5-year survival rate (%)		Absolut difference (pkt%)	Number of cases	The 5-year survival rate (%)		Absolut difference (pkt%)
		2000-04	2010-14			2000-14	2000-04			2010-14	2000-04	
Poland	144308	45,3	52,9	7,6	85474	42,5	48,4	5,9	223729	71,3	76,5	5,2
Dolnośląskie	12556	45,0	52,5	7,5	7354	43,8	49,2	5,4	19488	71,8	77,3	5,5
Kujawsko-pomorskie	7975	49,0	49,9	0,9	4649	45,0	47,8	2,8	13108	73,2	77,7	4,5
Lubelskie	7702	47,0	54,6	7,6	5083	42,2	45,3	3,1	11498	70,1	76,3	6,2
Lubuskie	3792	42,7	56,1	13,4	2395	40,5	46,0	5,5	5560	71,7	76,1	4,4
Łódzkie	9425	38,0	50,2	12,2	5700	34,8	44,1	9,3	16252	66,6	76,4	9,8
Małopolskie	11582	45,0	52,1	7,5	7299	40,9	49,4	8,5	18024	67,4	75,1	7,7
Mazowieckie	17646	48,6	54,3	5,7	10117	48,8	54,2	5,4	31368	76,4	79,8	3,4
Opolskie	4070	42,3	51,2	8,9	2598	38,9	43,0	4,1	5586	69,6	74,8	5,3
Podkarpackie	6901	42,9	55,4	12,5	4697	41,4	49,1	7,7	9387	66,4	69,7	3,3
Podlaskie	4354	44,1	54,2	10,1	2696	35,3	51,9	16,6	5916	68,9	75,3	6,4
Pomorskie	9631	46,9	57,8	10,9	4867	42,5	50,7	8,2	13960	73,3	77,8	4,5
Śląskie	18589	44,1	51,1	7,0	10676	39,7	44,4	4,7	27262	69,4	75,0	5,6
Świętokrzyskie	5079	46,3	51,7	5,4	3296	42,3	46,5	4,2	6739	66,9	72,1	5,2
Warmińsko-mazurskie	4809	50,3	55,1	4,8	2849	46,5	49,6	3,1	7574	70,7	77,4	6,7
Wielkopolskie	14013	46,0	50,5	4,5	7704	42,5	48,7	6,2	21495	73	77,4	4,4
Zachodniopomorskie	6184	49,1	53,5	4,4	3494	47,6	51,0	3,4	10512	75,5	78,1	2,6

4. Conclusions

- 1) Our analysis showed a systematic substantial increase in 5-year rate net survival in colon, rectum and breast cancers in all 16 provinces in Poland in 2000-14.
- 2) Despite this increase, there are differences between provinces in survival rates.
- 3) The highest survival rates breast and rectal cancer patients were in Mazowieckie province.



* Acknowledgements: The study was carried out from the financial sources of statutory task 2/ZP.1